



# HR15N

## SELF PROPELLED WORK PLATFORM



**15.60m (51ft)**  
Working height

**9.60m (31ft 6in)**  
Working Outreach

**1.50m Narrow Chassis**  
Allows operation in  
confined areas

**Bi-Energy Power  
Available**  
Optimising utilisation

**225kg SWL**  
Extra capacity for tools  
and materials

**Telescopic Upper Boom**  
Greater accuracy when  
positioning platform

**Platform Rotation  
& Flyboom**  
Improving manoeuvrability  
on site



[niftylift.com](http://niftylift.com)



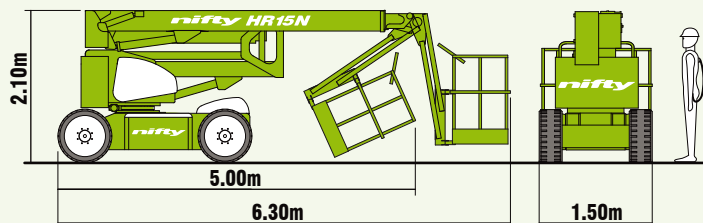
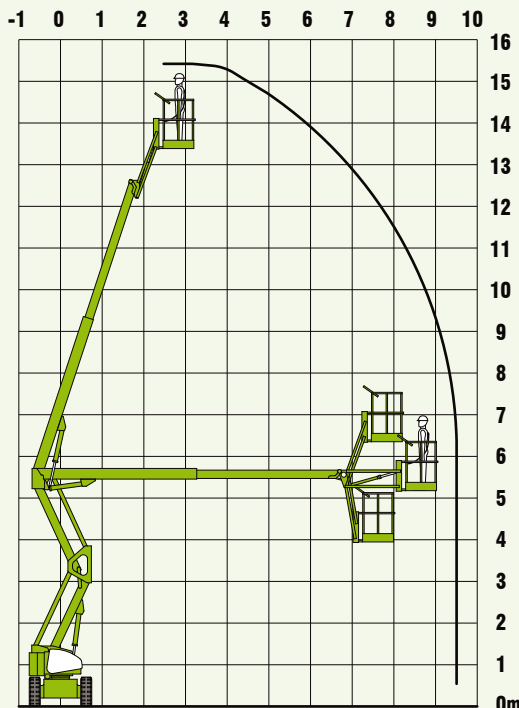
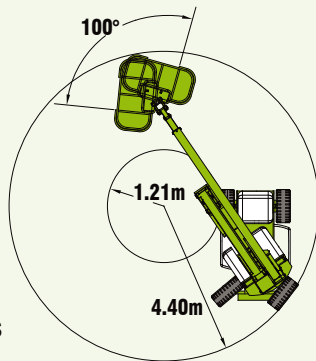
# nifty

## Heightrider 15N

The Nifty **Height Rider 15N** offers one of the best working envelopes in its class. Designed using the latest computer technology, it delivers unrivalled working outreach combined with pinpoint accuracy when positing the platform. A super narrow base as standard with the option of Bi-Energy power makes it ideal for a wide range of applications.

### SAFETY FEATURES

- Manual Recovery with Hand Pump
- Automatic Failsafe Brakes
- CE Mark
- Tilt Alarm
- Solid Tyres
- Dual Harness Points
- Dual Controls (platform & base)
- Lock Valves on all Hydraulic Cylinders



Due to a policy of continuing development and improvement, Niftylift reserves the right to change any specification without notice. Please confirm exact specification before ordering.



With more outreach than any other machine in its class and a base width of only 1.50m, the **HR15N** is one of the most effective and versatile self propelled platforms available.

### SPECIFICATIONS

<b>Working Height</b>	15.60m	51ft 2in
<b>Platform Height</b>	13.60m	44ft 7in
<b>Working Outreach</b>	9.60m	31ft 6in
<b>Slew</b>	360°	
<b>Flyboom Arc</b>	150°	
<b>Width</b>	1.50m	4ft 11in
<b>Height</b>	2.10m	6ft 11in
<b>Length - Stowed</b>	5.00m	16ft 5in
<b>- Overall</b>	6.30m	20ft 8in
<b>Minimum Weight</b>	6,680kg*	14,700lbs*
<b>Turning Radius - Inside</b>	1.21m	3ft 11in
<b>- Outside</b>	4.40m	14ft 5in
<b>Platform Rotation</b>	100°	
<b>Platform Capacity</b>	225kg	500lbs
<b>Platform Size</b>	1.50m x 0.70m	4ft 11in x 2ft 4in
<b>Drive Speed</b>	4 kph	2.5 mph
<b>Gradeability</b>	25%	
<b>Control System</b>	Fully proportional electric over hydraulic	
<b>Power System</b>	Battery Only	
	LPG Only	
	Bi-Energy - Battery & Kubota 722 18Hp Diesel	

\* Weights may vary according to specification, please confirm before ordering.

Supplied by:



T: 01332 856 359 F: 01332 810 769

E: info@workplatformltd.co.uk W: www.workplatformltd.co.uk

IS-05

Manufacturers of trailer mounted, self propelled and vehicle mounted platforms.



**NIFTYLIFT LTD**  
Fingle Drive  
Stonebridge  
Milton Keynes  
MK13 0ER  
England

www.niftylift.com  
e.mail: info@niftylift.com  
Tel.: +44 (0)1908 223456  
Fax: +44 (0)1908 312733