

NEW!

1230ES Mast Boom Lift



JLG[®]

The New 1230ES Mast Lift.

Introducing a low maintenance, energy efficient, environmentally clean, 3.66 m mast lift. Ideal where compact dimensions, low floor loadings and rental toughness are essential.



Saloon Gate

Saloon-style swing gate for ease of entry and exit.

Faster

Raises or lowers in 12 seconds for increased productivity.





Lower Operating Costs

No chains, cables or rollers to maintain or replace.

Rugged Design

- All-steel swing-out battery doors with heavy-duty hinges.
- Heavy-duty steel wheel with non-marking low profile tyres for durability and cushioned ride.



More Productivity

Work station includes tool and fastener tray, AC cable to platform, and one-hand controller operation.

RUNTIME COMPARISON

	JLG Model 1230ES	Upright Model TM12
Duty Cycles (3.66 m model)	175	74
Fittings	8	37
Hoses	4	17

The 1230ES has longer runtime than any lift in its class. Powered by a super-efficient electric drive, it stays on the job longer, increasing uptime and boosting productivity.



98% Cleaner

Minimal hydraulics for working in areas with sensitive floors.



A Tougher... Longer Running Machine.



11cm turning radius and narrow profile provides more maneuverability.



The 1.26 m x 0.69 m (interior) platform can hold up to 230 kg.



Low overall weight. For use on mezzanine or sensitive floors.



The 1230ES Mast Lift is lightweight and compact enough to work in a variety of areas. It can be transported on most freight elevators or hoisted up to higher floors of a building under construction.

Features and Specifications

Standard Features:

- Industry leading duty cycles
- Joystick with fully proportional lift and drive
- All-steel platform deck and rails
- Saloon-style entry gate
- Standard AC cable to platform
- Corner tool tray
- Automatic traction control
- Steel swing-out battery doors with heavy-duty hinges
- Mechanical Pothole Protection System

Available Options:

- Flashing Amber Beacon

1230ES Specifications

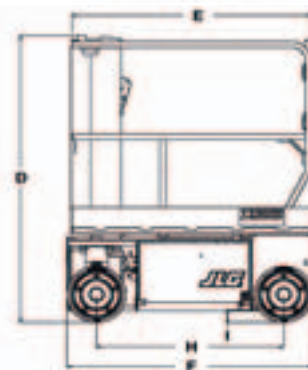
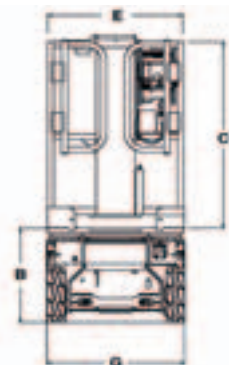
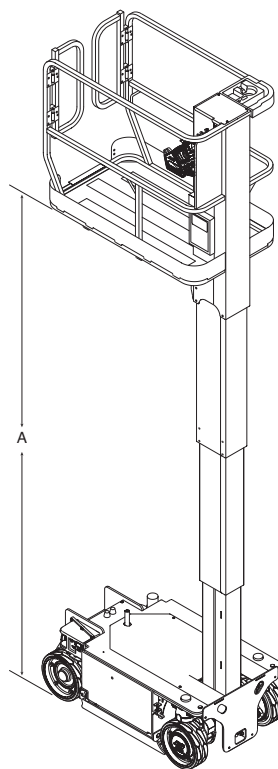
A. Platform Height – Elevated.....	3.66 m
B. Platform Height – Lowered.....	0.52 m
C. Platform Rail Height.....	1.10 m
D. Overall Height.....	1.66 m
E. Platform Size.....	0.69 x 1.26 m
F. Overall Length.....	1.36 m
G. Overall Width.....	0.76 m
H. Wheelbase.....	1.04 m
I. Ground Clearance.....	6.6 cm
Platform Capacity.....	230 kg
Lift/Lower Time.....	12 / 12 sec
Maximum Drive Height.....	Full Height
Weight.....	790 kg

Chassis

Drive Speed Lowered.....	4.8 km/h
Drive Speed Elevated.....	0.8 km/h
Gradeability.....	25%
Turning Radius – Inside.....	11 cm
Turning Radius – Outside.....	1.46 m
Tyre Size/Type.....	323 x 100 Non-Marking Solid
Brakes (On Drive Wheels).....	Automatic Spring Applied

Power System

Charger.....	20 Amp Automatic (120V/240V – 50/60 HZ)
Batteries.....	4 x 6V 220A/hr
Drive.....	24V Electric, 6kW



The JLG "1 & 5" Warranty

JLG Industries, Inc. backs our ES Series Scissor Lifts with our exclusive "1 & 5" Warranty. We provide coverage for one (1) full year, and cover all specified major structural components for five (5) years. These machines meet or exceed applicable OSHA Regulations in 29 CFR 1910.67, 29 CFR 1926.453, ANSI A92.6-1999 and CSA standard CSA-B354.2-01 as originally manufactured for intended applications. We reserve the right to make price, specification, and/or equipment changes without prior notification.

JLG Industries, Inc.

Polaris Avenue 63
2132 JH Hoofddorp
The Netherlands
Tel: +31 (0)23 565 5665
Fax: +31 (0)23 557 2493
www.jlg.com

An Oshkosh Truck Corporation Company

Form No.: ES015 - 0407 - 1000
Printed in UK



T: 01332 856 359 F: 01332 810 769
E: info@workplatformltd.co.uk W: www.workplatformltd.co.uk

