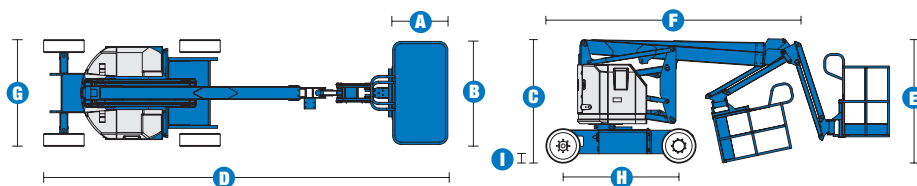


# Specifications



MODEL		Z™-34/22N	
MEASUREMENTS		Metric	US
Working height maximum*		12.52 m	40 ft 6 in
Platform height maximum		10.52 m	34 ft 6 in
Horizontal reach maximum		6.78 m	22 ft 3 in
Up-and-over clearance maximum		4.62 m	15 ft 2 in
<b>A</b> Platform length		76 cm	2 ft 6 in
<b>B</b> Platform width		1.42 m	4 ft 8 in
<b>C</b> Height - stowed		2 m	6 ft 7 in
<b>D</b> Length - stowed		5.72 m	18 ft 9 in
<b>E</b> Storage height		2.26 m	7 ft 5 in
<b>F</b> Storage length		4.19 m	13 ft 9 in
<b>G</b> Width		1.47 m	4 ft 10 in
<b>H</b> Wheelbase		1.88 m	6 ft 2 in
<b>I</b> Ground clearance - centre		14 cm	5.5 in

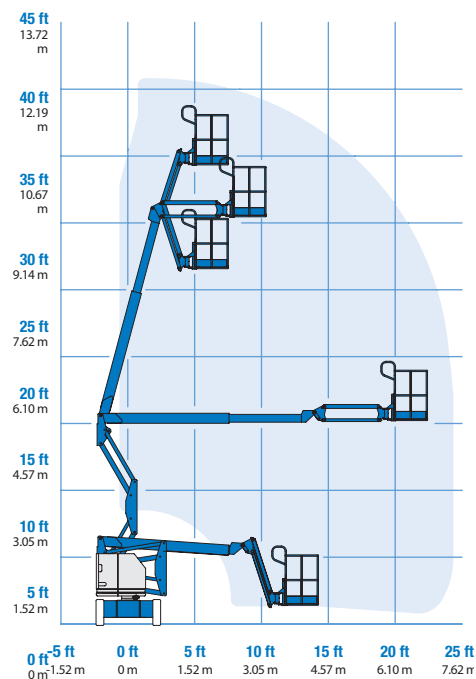
PRODUCTIVITY		
Lift capacity	227 kg	500 lbs
Platform rotation	180°	180°
Vertical jib rotation	139°	139°
Turntable rotation	355° non-continuous	
Turntable tailswing	zero	zero
Drive speed - stowed	6.4 km/h	4.0 mph
Drive speed - raised**	1.1 km/h	0.68 mph
Gradeability***	35%	35%
Turning radius - inside	2.13 m	7 ft
Turning radius - outside	4.08 m	13 ft 5 in
Controls	24 V DC proportional	
Tyres (solid rubber, non-marking, treaded)	56 cm x 18 cm x 45 cm	22 x 7 x 17.75 in

POWER		
Power source	48 V DC (eight- 6 V batteries 315 Ah capacity)	
Auxiliary power unit	24 V DC	24 V DC
Hydraulic tank capacity	15.1 L	4 gal

WEIGHT****		
	5,171 kg	11,400 lbs

**STANDARDS COMPLIANCE** CE EN280, PB-10-611-03

## RANGE OF MOTION Z™-34/22N



\* The metric equivalent of working height adds 2 m to platform height. U.S. adds 6 ft to platform height.

\*\* In lift mode (platform raised), the machine is designed to operate on firm, level surfaces only.

\*\*\* Gradeability applies to driving on slopes. See Operator's Manual for details regarding slope ratings.

\*\*\*\* Weight will vary depending on options and/or country standards.

## Features

### EASILY CONFIGURED TO MEET YOUR NEEDS

#### PLATFORM OPTIONS

- Steel 1.42 m (4 ft 8 in) (standard)
- Steel 1.17 m (3 ft 10 in)

#### JIB

- 1.22 m (4 ft) jib boom

#### POWER

- 48 V DC power source

#### DRIVE

- 2 x 4

#### TYRES

- Solid rubber non-marking

### STANDARD FEATURES

#### MEASUREMENTS


- 12.52 m (40 ft 6 in) working height
- 6.78 m (22 ft 3 in) horizontal reach
- 4.62 m (15 ft 2 in) up-and-over clearance
- Up to 227 kg (500 lbs) lift capacity

#### PRODUCTIVITY

- 1.22 m (4 ft) jib boom with 139° working range
- Self-levelling platform
- Hydraulic platform rotation
- Fully proportional controls
- Thumb rocker steer
- Drive enable
- AC power to platform
- Horn
- Hour meter
- Tilt alarm
- Descent & travel alarms
- 355° non-continuous turntable rotation
- Zero tailswing
- Sep-Ex drive system
- Certified load sensor

#### POWER

- 48 V deep cycle battery pack
- 24 V DC auxiliary power
- 25 Amp 48 V battery charger



### OPTIONS & ACCESSORIES

#### PRODUCTIVITY

- Platform swing gate
- Half-mesh platform inserts with swing gate
- Air line to platform
- Deluxe aircraft protection package
- Fire resistant hydraulic oil
- Biodegradable hydraulic oil
- Tool tray
- Fluorescent tube caddy
- Pipe cradle (pair)
- Flashing beacon
- Platform work lights
- Lockable platform control box cover
- Front driving lights

#### POWER

- Battery charge indicator (BCI)
- Low voltage interrupt with BCI

#### Distributed By:



**T: 01332 856 359**

**E: info@workplatformltd.co.uk**

**www.workplatformltd.co.uk**  
sales • leasing • hire • training • support