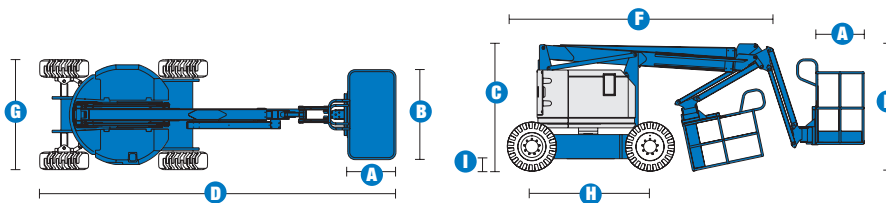
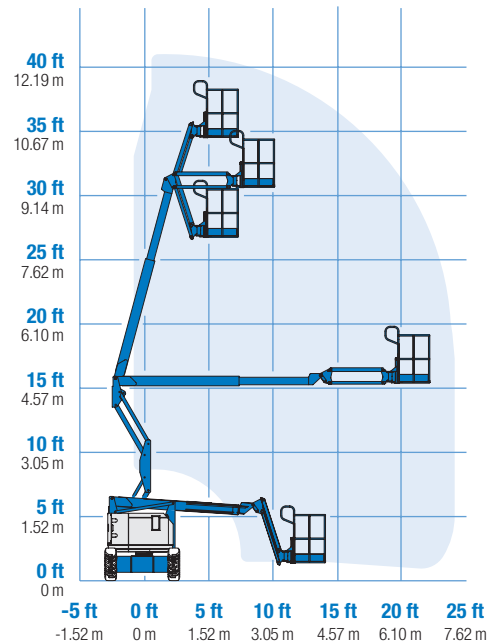


Specifications



RANGE OF MOTION Z™-34/22 IC



MODELS	Z™-34/22 IC 2WD		Z™-34/22 IC 4WD	
	Metric	US	Metric	US
Working height maximum*	12.52 m	40 ft 6 in	12.62 m	40 ft 10 in
Platform height maximum	10.52 m	34 ft 6 in	10.62 m	34 ft 10 in
Horizontal reach maximum	6.78 m	22 ft 3 in	6.78 m	22 ft 3 in
Up and over clearance maximum	4.55 m	14 ft 11 in	4.57 m	15 ft
A Platform length	76 cm	2 ft 6 in	76 cm	2 ft 6 in
B Platform width	1.42 m	4 ft 8 in	1.42 m	4 ft 8 in
C Height - stowed	2 m	6 ft 7 in	2.06 m	6 ft 9 in
D Length - stowed	5.64 m	18 ft 6 in	5.66 m	18 ft 7 in
E Storage height	2.26 m	7 ft 5 in	2.26 m	7 ft 6 in
F Storage length	4.11 m	13 ft 5 in	4.11 m	13 ft 6 in
G Width	1.73 m	5 ft 8 in	1.85 m	6 ft 1 in
H Wheelbase	1.88 m	6 ft 2 in	1.88 m	6 ft 2 in
I Ground clearance - centre	15 cm	6 in	17 cm	6.5 in

PRODUCTIVITY				
Lift capacity	227 kg	500 lbs	227 kg	500 lbs
Platform rotation	180°	180°	180°	180°
Vertical jib rotation	139°	139°	139°	139°
Turntable rotation	355° non-continuous		355° non-continuous	
Turntable tailswing	zero	zero	zero	zero
Drive speed - stowed	4.8 km/h	3.0 mph	4.8 km/h	3.0 mph
Drive speed - raised **	1.1 km/h	0.68 mph	1.1 km/h	0.68 mph
Gradeability***	37%	37%	45%	45%
Turning radius - inside	1.75 m	5 ft 9 in	1.80 m	5 ft 11 in
Turning radius - outside	3.98 m	13 ft 1 in	4.11 m	13 ft 6 in
Controls	12 V DC proportional		12 V DC proportional	
Tyres - air filled	9 x 14.5 in		10 x 16.5 in rough terrain	

POWER				
Power source	Kubota DF-972 3-cylinder petrol/LPG 32 hp (24 kW) Kubota D-1105 3-cylinder diesel 25 hp (18 kW) Perkins 403 D11 3-cylinder diesel 26 hp (19.5 kW)			
Auxiliary power unit	12 V DC	12 V DC	12 V DC	12 V DC
Hydraulic tank capacity	71.9 L	19 gal	71.9 L	19 gal
Fuel tank capacity	34.1 L	9 gal	34.1 L	9 gal

WEIGHT****				
	4,604 kg	10,150 lbs	5,027 kg	11,082 lbs

STANDARDS COMPLIANCE	
	CE EN280, PB-10-611-03

* The metric equivalent of working height adds 2 m to platform height. U.S. adds 6 ft to platform height.
 ** In lift mode (platform raised), the machine is designed to operate on firm, level surfaces only.
 *** Gradeability applies to driving on slopes. See operator's manual for details regarding slope ratings.
 **** Weight will vary depending on options and/or country standards.

Features

EASILY CONFIGURED TO MEET YOUR NEEDS

PLATFORM

- Steel 1.42 m (4 ft 8 in) (standard)
- 1.17 m (3 ft 10 in) jib boom

JIB

- 1.22 m (4 ft) jib boom

POWER OPTIONS

- Kubota petrol/LPG 32 hp (24 kW)
- Kubota diesel 25 hp (18 kW)
- Perkins diesel 26 hp (19.5 kW)

DRIVE OPTIONS

- 2 x 4
- 4 x 4

TYRE OPTIONS

- Rough terrain foam-filled (standard)
- Industrial foam-filled
- Industrial non-marking foam-filled

STANDARD FEATURES

MEASUREMENTS

Z™-34/22 IC 2WD


- 12.52 m (40 ft 6 in) working height
- 6.78 m (22 ft 3 in) horizontal reach
- 4.54 m (14 ft 11 in) up-and-over clearance
- Up to 227 kg (500 lb) lift capacity

Z™-34/22 IC 4WD

- 12.62 m (40 ft 10 in) working height
- 6.78 m (22 ft 3 in) horizontal reach
- 4.57 m (15 ft) up-and-over clearance
- Up to 227 kg (500 lb) lift capacity

PRODUCTIVITY

- 1.22 m (4 ft) jib with 139° working range
- Self-levelling platform
- Hydraulic platform rotation
- Fully proportional controls
- Drive enable
- AC power cord to platform
- Horn
- Hour meter
- Tilt alarm
- Descent alarm
- 355° non-continuous turntable rotation
- Lockable turntable covers
- Zero tailswing and front arm swing
- Two speed wheel motors
- Certified load sensor



STANDARD FEATURES cont.

POWER

- All engines are emissions compliant
- 12 V DC auxiliary power

OPTIONS & ACCESSORIES

PRODUCTIVITY

- Platform swing gate
- Half mesh platform inserts with swing gate
- Air line to platform
- Fire resistant hydraulic oil
- Biodegradable hydraulic oil
- Basic hostile environment kit
- Deluxe aircraft protection package
- Tool tray
- Fluorescent tube caddy
- Pipe cradle (pair)
- Alarm package
- Platform work lights
- Lockable platform control box cover
- Front driving lights

POWER

- Engine gauge package
- AC generator packages (110V/60Hz, 3000 W or 220V/50 Hz, 2500 W)
- Cold Weather package



T: 01332 856 359

E: info@workplatformltd.co.uk

www.workplatformltd.co.uk
sales • leasing • hire • training • support