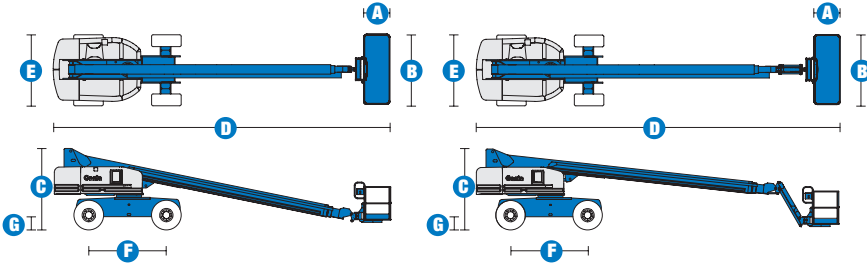


# Specifications



MODELS	S™-80		S™-85	
	Metric	US	Metric	US
<b>MEASUREMENTS</b>				
Working height maximum*	26.38 m	86 ft	27.90 m	91 ft
Platform height maximum	24.38 m	80 ft	25.90 m	85 ft
Horizontal reach maximum	22.07 m	72 ft 5 in	23.60 m	77 ft 5 in
Below ground reach	3.12 m	10 ft 3 in	4.19 m	13 ft 9 in
<b>A</b> Platform length - 8 ft model	91 cm	3 ft	91 cm	3 ft
Platform length - 6 ft model	76 cm	2 ft 6 in	76 cm	2 ft 6 in
<b>B</b> Platform width - 8 ft model	2.44 m	8 ft	2.44 m	8 ft
Platform width - 6 ft model	1.83 m	6 ft	1.83 m	6 ft
<b>C</b> Height - stowed	2.80 m	9 ft 2 in	2.80 m	9 ft 2 in
<b>D</b> Length - stowed	11.35 m	37 ft 3 in	12.37 m	40 ft 7 in
Length - transport (jib tucked under)			10.67 m	35 ft
<b>E</b> Width - axles retracted	2.44 m	8 ft	2.44 m	8 ft
Width - axles extended	3.07 m	10 ft 1 in	3.07 m	10 ft 1 in
<b>F</b> Wheelbase	2.74 m	9 ft	2.74 m	9 ft
<b>G</b> Ground clearance - centre	43 cm	1 ft 5 in	43 cm	1 ft 5 in

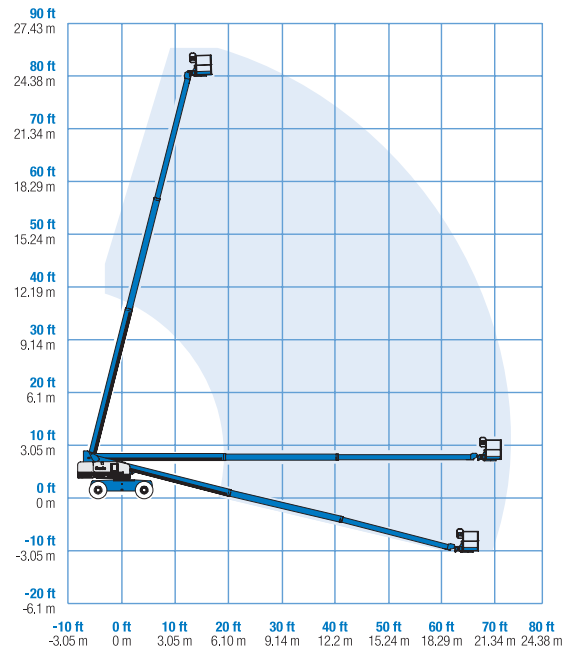
PRODUCTIVITY				
Lift capacity - 6 ft platform	272 kg	600 lbs	227 kg	500 lbs
Lift capacity - 8 ft platform	227 kg	500 lbs	227 kg	500 lbs
Platform rotation	160°	160°	160°	160°
Vertical jib rotation			135°	135°
Turntable rotation	360° continuous		360° continuous	
Turntable tailswing - axle retracted	1.42 m	4 ft 8 in	1.42 m	4 ft 8 in
Turntable tailswing - axle extended	1.12 m	3 ft 8 in	1.12 m	3 ft 8 in
Drive speed - stowed	5.6 km/h	3.5 mph	5.6 km/h	3.5 mph
Drive speed - raised/extended	1.1 km/h	0.68 mph	1.1 km/h	0.68 mph
Gradeability** - stowed 2WD	30%	30%	30%	30%
Gradeability** - stowed 4WD	45%	45%	45%	45%
Turning radius - axle extended: inside	3.25 m	10 ft 8 in	3.25 m	10 ft 8 in
outside	7.01 m	23 ft	7.01 m	23 ft
Controls	12 V DC proportional		12 V DC proportional	
Tyres - RT lug	385/65 D22.5		385/65 D22.5	

POWER				
Power source	Deutz TD2011 L04i 4 cylinder diesel 78 hp (58.1 kW) Perkins 804D-33 4 cylinder diesel 63 hp (47 kW) Continental TME27 4 cylinder petrol/LPG 74 hp (56 kW)			
Auxiliary power unit	12 V DC	12 V DC	12 V DC	12 V DC
Hydraulic tank capacity	170 L	45 gal	170 L	45 gal
Fuel tank capacity	125 L	33 gal	125 L	33 gal

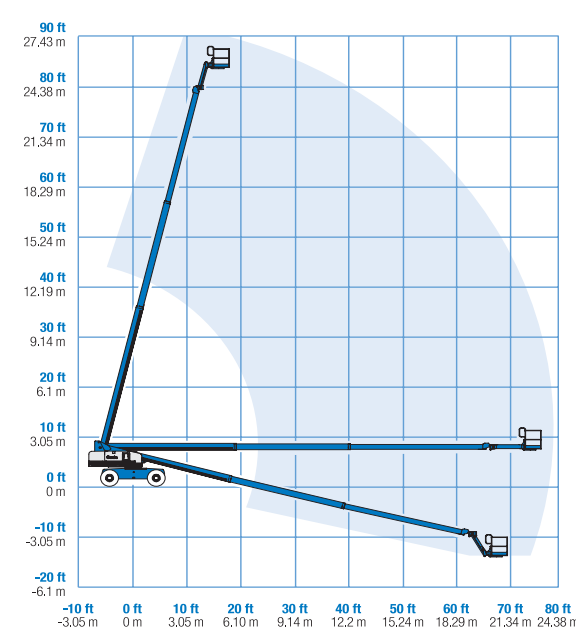
WEIGHT***				
2WD	15,073 kg	33,230 lbs	16,198 kg	35,710 lbs
4WD	15,141 kg	33,380 lbs	16,266 kg	35,860 lbs

STANDARDS COMPLIANCE	CE EN280, PB-10-611-03
----------------------	------------------------

## RANGE OF MOTION S™-80



## RANGE OF MOTION S™-85



\* The metric equivalent of working height adds 2 m to platform height. U.S. adds 6 ft to platform height.

\*\* Gradeability applies to driving on slopes. See Operator's Manual for details regarding slope ratings.

\*\*\* Weight will vary depending on options and/or country standards.

## Features

### EASILY CONFIGURED TO MEET YOUR NEEDS

#### PLATFORM OPTIONS

- Steel 2.44 m (8 ft) (standard)
- Steel 1.83 m (6 ft)
- Steel 2.44 m (8 ft) tri-entry

#### JIB OPTIONS

- Non-jib
- 1.52 m (5 ft) jib boom

#### POWER OPTIONS

- Deutz diesel 78 hp (58.1 kW)
- Perkins diesel 63 hp (50 kW)
- Continental petrol/LPG 74 hp (56 kW)

#### DRIVE OPTIONS

- 2 x 4
- 4 x 4

#### AXLE

- Active oscillation

#### TYRE OPTIONS

- Rough terrain, air-filled (standard)
- Rough terrain, foam-filled
- Rough terrain, non-marking (air or foam-filled)

### STANDARD FEATURES

#### MEASUREMENTS

##### S™-80

- 26.38 m (86 ft) working height
- 22.07 m (72 ft 5 in) horizontal reach
- 272 kg (600 lb) lift capacity with 1.83 m (6 ft) platform
- 227 kg (500 lb) lift capacity with 2.44 m (8 ft) platform

##### S™-85

- 27.90 m (91 ft) working height
- 23.60 m (77 ft 5 in) horizontal reach
- 227 kg (500 lb) lift capacity with 1.83 m (6 ft) platform
- 227 kg (500 lb) lift capacity with 2.44 m (8 ft) platform

#### PRODUCTIVITY

- Self-levelling platform
- Hydraulic platform rotation
- Fully proportional Hall effect joystick controls
- Drive enable
- AC power to platform
- Horn
- Hour meter
- Tilt alarm
- Descent alarm

### STANDARD FEATURES

#### PRODUCTIVITY cont.

- 360° continuous turntable rotation
- Locking low profile turntable covers
- Positive traction drive
- Two speed wheel motors
- Certified load sensor

#### POWER

- All engines are emissions compliant
- 12 V DC auxiliary power
- Anti-restart engine protection
- Auto engine fault shutdown



### OPTIONS & ACCESSORIES

#### PRODUCTIVITY

- 340 kg (750 lb) capacity S™-80 only
- Platform swing gate
- Half mesh platform inserts with swing gate
- Platform top auxiliary rail
- Air line to platform
- Hydraulic oil cooler
- Fire resistant hydraulic oil
- Biodegradable hydraulic oil
- Basic hostile environment kit
- Deluxe hostile environment kit
- Standard aircraft protection package
- Deluxe aircraft protection package (6 ft platform only)
- Thumb rocker steer
- Tool tray
- Fluorescent tube caddy
- Pipe cradle (pair)
- Alarm package
- Panel cradle package\*
- Platform work lights
- Front driving lights
- Lockable platform control box covers
- Second battery
- Tow package

\* Available on select models

#### POWER

- Engine gauge package
- AC generator packages 110V/60Hz, 3000 W or 220V/50Hz, 2500 W)
- Cold weather packages
- Arctic packages
- Diesel scrubber/spark arrestor
- Diesel spark arrestor muffler
- LPG tank 15.19 kg (33.5 lb) capacity
- Additional LPG tank with carrier



**T: 01332 856 359**

**E: info@workplatformltd.co.uk**

**www.workplatformltd.co.uk**

**sales • leasing • hire • training • support**