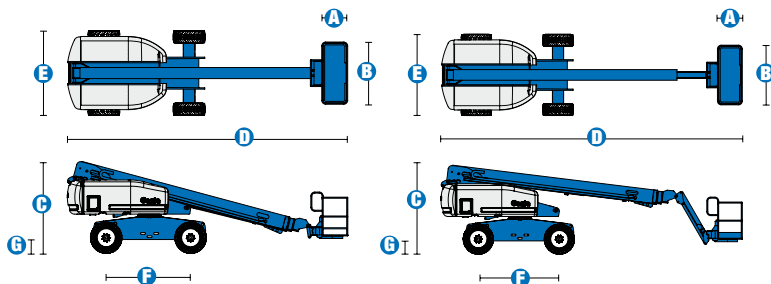
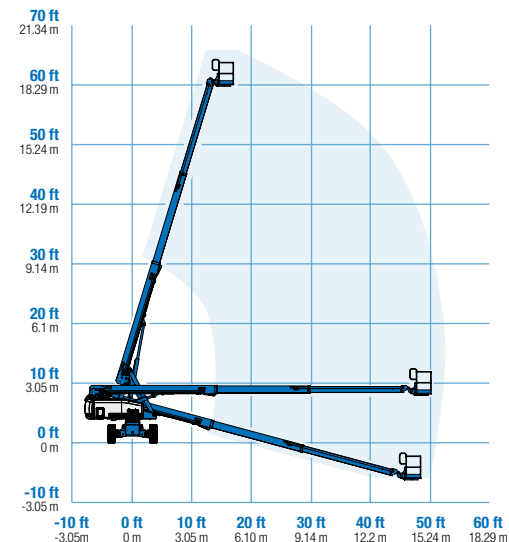


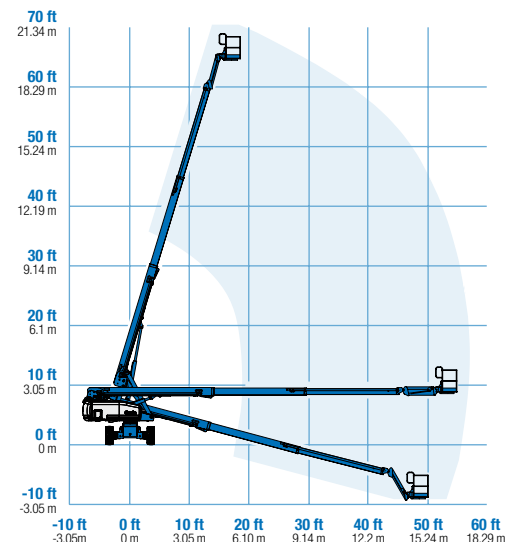
# Specifications



## RANGE OF MOTION S™-60



## RANGE OF MOTION S™-65



MODELS	S™-60		S™-65	
MEASUREMENTS	Metric	US	Metric	US
Working height maximum*	20.30 m	66 ft	21.80 m	71 ft
Platform height maximum	18.30 m	60 ft	19.80 m	65 ft
Horizontal reach maximum	15.48 m	50 ft 10 in	17.10 m	56 ft 2 in
Below ground reach	1.70 m	5 ft 7 in	2.71 m	8 ft 11 in
<b>A</b> Platform length - 8 ft model	91 cm	3 ft	91 cm	3 ft
Platform length - 6 ft model	76 cm	2 ft 6 in	76 cm	2 ft 6 in
<b>B</b> Platform width - 8 ft model	2.44 m	8 ft	2.44 m	8 ft
Platform width - 6 ft model	1.83 m	6 ft	1.83 m	6 ft
<b>C</b> Height - stowed	2.72 m	8 ft 11 in	2.72 m	8 ft 11 in
<b>D</b> Length - stowed	8.51 m	27 ft 11 in	9.5 m	31 ft 2 in
Length - transport (jib tucked under)	—	—	7.60 m	25 ft
<b>E</b> Width (with standard tyres)	2.49 m	8 ft 2 in	2.49 m	8 ft 2 in
<b>F</b> Wheelbase	2.5 m	8 ft 2.5 in	2.5 m	8 ft 2.5 in
<b>G</b> Ground clearance - centre	37 cm	1 ft 2.5 in	37 cm	1 ft 2.5 in

PRODUCTIVITY				
Lift capacity	227 kg	500 lbs	227 kg	500 lbs
Platform rotation	160°	160°	160°	160°
Vertical jib rotation	—	—	135°	135°
Turntable rotation	360° continuous		360° continuous	
Turntable tailswing	1.22 m	4 ft	1.22 m	4 ft
Drive speed - 2WD stowed	6.4 km/h	4.0 mph	6.4 km/h	4.0 mph
Drive speed - 4WD stowed	4.8 km/h	3.0 mph	4.8 km/h	3.0 mph
Drive speed - raised or extended	1.1 km/h	0.68 mph	1.1 km/h	0.68 mph
Gradeability** stowed - 2WD	30%	30%	30%	30%
Gradeability** stowed - 4WD	45%	45%	45%	45%
Turning radius - inside	2.36 m	7 ft 9 in	2.40 m	7 ft 9 in
Turning radius - outside	5.54 m	18 ft 2 in	5.72 m	18 ft 9 in
Controls	12 V DC proportional		12 V DC proportional	
Tyres - RT Lug	355/55D 625		355/55D 625	

POWER				
Power source	Ford DSG-423 4 cylinder petrol/LPG 75 hp (56 kW) Deutz D 2011 LO3i cylinder diesel 46 hp (34.3 kW) Perkins 404D-22 4 cylinder diesel 51 hp (38 kW)			
Auxiliary power unit	12 V DC	12 V DC	12 V DC	12 V DC
Hydraulic tank capacity	170 L	45 gal	170 L	45 gal
Fuel tank capacity	132 L	35 gal	132 L	35 gal

WEIGHT***				
2WD	9,308 kg	20,520 lbs	10,024 kg	22,100 lbs
4WD	9,385 kg	20,690 lbs	10,102 kg	22,270 lbs

### STANDARDS COMPLIANCE

CE EN280, PB-10-611-03

\* The metric equivalent of working height adds 2 m to platform height. U.S. adds 6 ft to platform height.

\*\* Gradeability applies to driving on slopes, see Operator's Manual for details regarding slope ratings.

\*\*\* Weight will vary depending on options and/or country standards.

## Features

### EASILY CONFIGURED TO MEET YOUR NEEDS

#### PLATFORM OPTIONS

- Steel 2.44 m (8 ft) (standard)
- Steel 1.83 m (6 ft)
- Steel 2.44 m (8 ft) tri-entry

#### JIB OPTIONS

- Non-jib
- 1.52 m (5 ft) jib option

#### POWER OPTIONS

- Ford petrol/LPG 75 hp (56 kW)
- Deutz diesel 46 hp (34.3 kW)
- Perkins diesel 51 hp (38 kW)

#### DRIVE OPTIONS

- 2 x 4
- 4 x 4

#### AXLE OPTIONS

- Active oscillation
- Non-oscillating

#### TYRE OPTIONS

- Rough terrain, air-filled (standard)
- Rough terrain, foam-filled
- Rough terrain, non-marking (air or foam-filled)
- High flotation turf (air-filled)

### STANDARD FEATURES

#### MEASUREMENTS

##### S™-60

- 20.30 m (66 ft) working height
- 15.48 m (50 ft 10 in) horizontal reach
- Up to 227 kg (500 lb) lift capacity

##### S™-65

- 21.80 m (71 ft) working height
- 17.10 m (56 ft 2 in) horizontal reach
- Up to 227 kg (500 lb) lift capacity

#### PRODUCTIVITY

- Self-levelling platform
- Hydraulic platform rotation
- Fully proportional Hall effect joystick controls
- Drive enable
- AC power cord to platform
- Tilt alarm
- Descent alarm
- Hour meter
- Horn
- 360° continuous turntable rotation
- Positive traction drive
- Two speed wheel motors
- Certified load sensor

### STANDARD FEATURES cont

#### POWER

- All engines are emissions compliant
- 12 V DC auxiliary power
- Anti-restart engine protection
- Auto engine fault shutdown
- Swing-out engine tray
- Deutz intake air heater



### OPTIONS & ACCESSORIES

#### PRODUCTIVITY

- 340 kg (750 lbs) capacity (S™-60 only)
- Platform swing gate
- Half mesh platform inserts with swing gate
- Platform top auxiliary rail
- Air line to platform
- Hydraulic oil cooler
- Fire resistant hydraulic oil
- Biodegradable hydraulic oil
- Basic hostile environment kit
- Deluxe hostile environment kit
- Deluxe aircraft protection package (6 ft platform only)
- Thumb rocker steer
- Tool tray
- Fluorescent tube caddy
- Pipe cradle (pair)
- Alarm package
- Panel cradle package\*
- Platform work lights
- Front driving lights
- Lockable platform control box covers
- Second battery
- Tow package

#### POWER

- Engine gauge package
- AC Generator Packages (110V/60Hz, 3000 W or 220V/50Hz, 2500 W)
- Cold weather packages
- Arctic packages
- Diesel scrubber/spark arrestor
- Diesel spark arrestor muffler
- LPG tank 15.19 kg (33.5 lb) capacity
- Additional LPG tank with carrier
- Air precleaner

\* Available on select models



**T: 01332 856 359**

**E: info@workplatformltd.co.uk**

**www.workplatformltd.co.uk**  
sales • leasing • hire • training • support