

Specifications

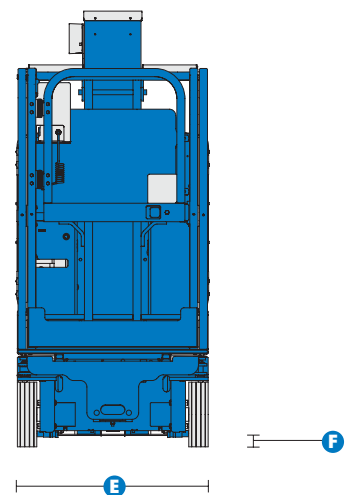
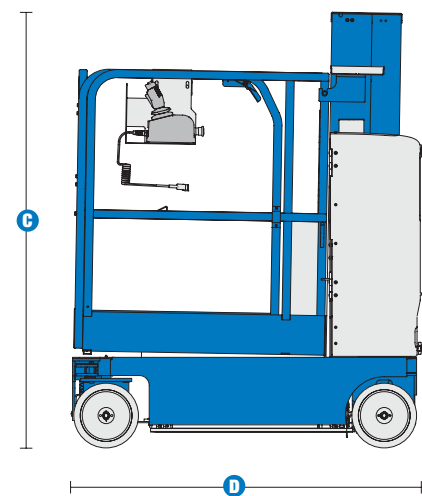
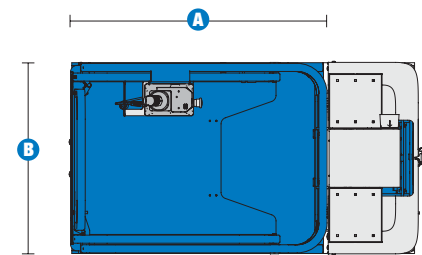
MODELS		GRC™-12	
MEASUREMENTS		Metric	US
Working height*		5.66 m	18 ft
Platform height		3.66 m	12 ft
A B	Platform dimensions (length x width)		
	Ext Platform dimensions - retracted	99 x 75 cm	39 x 29.5 in
	Ext Platform dimensions - extended	1.4 m x 75 cm	55 x 29.5 in
C	Height - stowed	1.70 m	67 in
D	Length - stowed	1.39 m	4 ft 5.75 in
E	Width	75 cm	2 ft 5.5 in
F	Ground clearance - centre	6 cm	2.5 in

PRODUCTIVITY		
Lift capacity	227 kg	500 lbs
Drive speed - stowed	4.0 km/h	2.5 mph
Drive speed - raised	0.8 km/h	0.5 mph
Gradeability**	30%	30%
Turning radius - inside	zero	zero
- outside	1.42 m	4 ft 7 in
Raise / lower speed	12 / 16 sec	12 / 16 sec
Controls	24V DC proportional	
Tyres - solid non-marking	25 x 8 x 20 cm	10 x 3 x 8 in

POWER		
Power source	24V (four 6V 225 Ah batteries)	
Hydraulic system capacity	8.33 L	2.2 gal

WEIGHT***		
	948 kg	2,090 lbs

STANDARDS COMPLIANCE	CE EN280
----------------------	----------



* The metric equivalent of working height adds 2 m to platform height. U.S. adds 6 ft to platform height.
 ** Gradeability applies to driving on slopes. See operator's manual for details regarding slope rating.
 *** Weight will vary depending on options and/or country standards.

Features

EASILY CONFIGURED TO MEET YOUR NEEDS

PLATFORM

- Steel platform and extension deck with swing gate

POWER

- 24V (four 6V 225 Ah batteries)

TYRE

- Non-marking solid tyres

STANDARD FEATURES

MEASUREMENTS

GRC™-12

- 18 ft (5.50 m) working height
- 12 ft (3.66 m) platform height
- Up to 500 lb (227 kg) lift capacity

PRODUCTIVITY

- Steel platform and extension deck with swing gate
- Auxiliary platform lowering
- Low 39 cm (15.5 in) platform entry height
- Steel tube-in-tube mast system
- Compact base 75 cm x 1.39 m (29.5 x 54.75 in)
- Ground clearance 6 cm (2.5 in) (stowed)
- Fully proportional lift and drive controls
- Battery charge indicator
- Onboard diagnostic system
- AC power to platform
- Work station trays
- Descent and tilt alarm
- Zero inside turning radius
- Dual wheel brakes
- Hydraulic brake release
- Pothole protection
- Hinged rear ABS covers for easy access to all major electrical and hydraulic components
- Tie down attachment points
- Large forklift pockets access
- Non-marking solid tyres

POWER

- Automatic 25 amp battery charger



OPTIONS & ACCESSORIES

PRODUCTIVITY

- Dual flashing beacons
- Motion alarm
- Fluorescent tube caddy
- Automotive horn
- Wheel covers

POWER

- 800 watt inverter (120-230V AC/50-60 Hz)
- Maintenance-free batteries

Distributed By:

UK

Millennium House
Brunel Drive
Newark NG24 2DE
UK
Tel: +44 (0)1476 584333
Fax: +44 (0)1476 584334

France

10, ZA de la Croix St. Mathieu
28320 Gallardon
France
Tel: +33 (0)2 37 26 09 99
Fax: +33 (0)2 37 26 09 98

Germany

Finienweg 3
28832 Achim/Bremen
Germany
Tel: +49 (0)4202 8852-0
Fax: +49 (0)4202 8852-25

Spain

Gaià 31, Pol. Ind. Plá d'en Coll
08110 Montcada i Reixac
Barcelona
Spain
Tel: +34 93 572 50 90
Fax: +34 93 572 50 91

Scandinavia

Importgatan 17
422 46 Hisings Backa
Sweden
Tel: +46 31 57 51 00
Fax: +46 31 57 90 20

Middle East

Terex Middle East
PO Box 282325, Dubai
U.A.E.
Tel: +971 4 339 1800
Fax: +971 4 339 1802
Email: InfoME@terex.com

Genie United States

18340 NE 76th Street
P.O. Box 97030
Redmond, WA
USA 98073-9730
Tel: +1 425 881-1800
Fax: +1 425 883-3475

Email: AWP-InfoEurope@terex.com